

Compact walk-behind sweeper with traction - perfect for corners and narrow spaces

FLOORTEC 350 is an effective solution for dust-free sweeping in small and narrow areas. It has a rugged design, low sound level and dust-free sweeping for both in and outdoor use. The filters can be replaced and the brooms can be adjusted/changed in no time - without any use of tools.

- Adjustable ergonomic handle
- Control panel with battery level indicator
- Handle can be folded for easy transport
- Traction transmitted via the back wheels
- Adjustable main and side broom
- The brooms can be changed without the use of any tools
- Filter can be inspected/ changed without tools
- Manual filter shaker

FLOORTEC 350 is a battery powered walk-behind sweeper with dust control and traction. The ideal solution for small to medium sized cleaning jobs like service stations, small parking lots, small factories and small warehouses. The sweeper is also very suitable for cleaning of large carpeted areas



Picture shown may not represent model quoted

• Standard equipment

Included accessories		Ref. no.	Min. required	SWEeper FLOORTEC 350 FR	SWEeper FLOORTEC 350	SWEeper FLOORTEC 350 UK
Filter for Sweeping						
	FILTER POLYESTER KIT	1463161000	1	•	•	•
Main Broom						
	BROOM MAIN 200X500 CHEVRON 6R PPL 0.7	1463174000	1	•	•	•
Side Broom						
	BROOM SIDE 109X315 PPL 0.5	146 3035 000	1	•	•	•
Battery						
	BATTERY 12V 49AH AGM MONOBLOC	1464483000	1	•	•	•
On-Board Charger						
	CHARGER BATT. ON BOARD 12V 6A 100-230V	146 3051 000	1	•	•	•

Model	SWEeper FLOORTEC 350 FR	SWEeper FLOORTEC 350	SWEeper FLOORTEC 350 UK
Ref. no.	9084709010	908 4704 010	908 4706 010

PRODUCT FEATURES

Manual filter shaker	•	•	•
Led Battery Meter	•	•	•
Polyester cloth filter	•	•	•
With traction motor	•	•	•



Compact walk-behind sweeper with traction - perfect for corners and narrow spaces

Model	SWEeper FLOORTEC 350 FR	SWEeper FLOORTEC 350	SWEeper FLOORTEC 350 UK
Ref. no.	9084709010	908 4704 010	908 4706 010

PRODUCT FEATURES













Battery version	•	•	•
Compact design	•	•	•
Low working sound level	•	•	•
Folding transport handle	•	•	•
Direct throw sweeping	•	•	•
Non marking traction wheels	•	•	•
Thermal breakers	•	•	•
Battery level indicator	•	•	•
Adjustable handle	•	•	•
No tool brush removal	•	•	•
On-board charger	•	•	•

Technical specifications	SWEeper FLOORTEC 350 FR	SWEeper FLOORTEC 350	SWEeper FLOORTEC 350 UK
Power source	Battery 12 V	Battery 12 V	Battery 12 V
Working speed (km/h)	4	4	4
Productivity main broom theoretical/actual (m²/h)	2000/1200	2000/1200	2000/1200
Productivity 1 side broom theoretical/actual (m²/h)	2880/1730	2880/1730	2880/1730
Working width w/right side broom (mm)	720	720	720
Working width with/without side brooms (mm)	720/500	720/500	720/500
Max climbing rate (%)	20	20	20
Hopper volume (l)	60	60	60
Main filter type	Polyester	Polyester	Polyester
Filter area (m²)	1	1	1
Side broom diameter (mm)	315	315	315
Main broom (mm)	500	500	500
Length x width x height (mm)	998x797x1100	998x797x1100	998x797x1100
Net weight (kg)	52	52	52
Operating weight (kg)	68	68	68



Compact walk-behind sweeper with traction - perfect for corners and narrow spaces

● Standard equipment, ○ Supplementary accessories, □ Mountable equipment

Accessories	Ref. no.	Min. required	SWEeper FLOORTEC 350 FR	SWEeper FLOORTEC 350	SWEeper FLOORTEC 350 UK
Filter for Sweeping					
 FILTER POLYESTER KIT	1463161000	1	●	●	●
Flap and Skirt					
 SKIRTS NO MARKING KIT	1463167000	1	□	□	□
Other					
 CARPET KIT	1463171000	1	□	□	□
 SKIRT NEOP.SIDE BROOM KIT	1463255000	1	□	□	□
Main Broom					
 BROOM MAIN 180X500 CHEVRON 6R NYLON	146 3016 000	1	○	○	○
 BROOM MAIN 200X500 CHEVRON 6R PPL 0.3	146 3015 000	1	○	○	○
 BROOM MAIN 200X500 CHEVRON 6R PPL 0.7	1463174000	1	●	●	●
Battery					
 BATTERY 12V 49AH AGM MONOBLOC	1464483000	1	●	●	●
 BATTERY DISCOVER 12V 84Ah	1464853000	1	○	○	○
Side Broom					
 BROOM SIDE 109X315 PPL 0.5	146 3035 000	1	●	●	●
 BROOM SIDE 145X300 NYLON	146 3036 000	1	○	○	○
On-Board Charger					
 CHARGER BATT. ON BOARD 12V 6A 100-230V	146 3051 000	1	●	●	●